



Vision Datum

Machine Vision LED Illumination

Machine Vision
Shadowless Ring Illumination

ViSiON DATUM LIGHTS

The Leader and Innovator in Machine Vision Lighting



ABOUT US

Vision Datum as leading manufacturer of machine vision products in China, have almost 20 years in this industry, and the major products cover machine vision lighting / illumination, camera, lens, machine vision algorithms and storage software.

With abundant experience in industry application and scientific research, Vision Datum Machine Vision Led Illumination offer a wide range of selections, and we provide OEM / ODM customization for various lighting solutions, including but not limited to Line Scan Lights, Telecentric Lights, Ultraviolet and Infrared Lights , Waterproof and Anti-corrosion Lighs, and Multi-spectral Lights.

Vision Datum products have been exported to almost 100 countries and regions, and in thousands of projects have received countless affirmations and reputations. Vision Datum machine vision products are well-known as innovative, flexible, stable and easy to use, enabling reliable inspection in many applications.



BRIGHTER

Up to 10X brighter than normal lighting



BETTER

Extremely high-quality performance feedback, and the defect rate < 0.01%



COST-COMPETITIVE

Help our customers to save > 50% cost on lighting source



EXPERT

Leading designer and manufacturer of LED lighting solutions for any type of machine vision or automation camera application



FLEXIBILITY

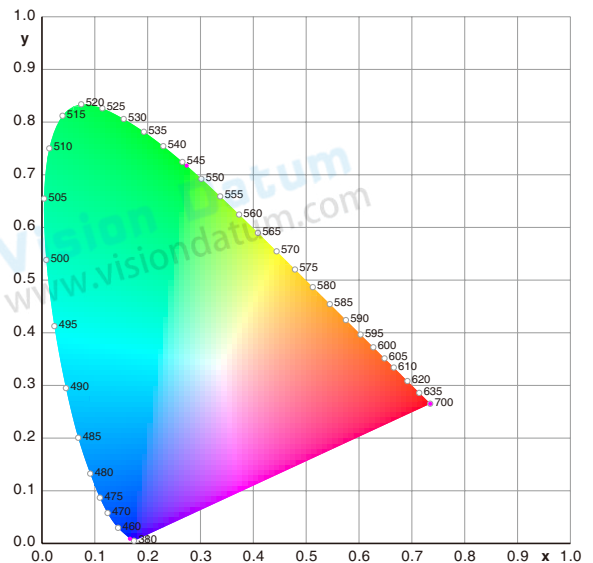
1 PC OEM / ODM available, including but not limited to IP67 / Anticorrosion requirement or IR / UV spectrum request

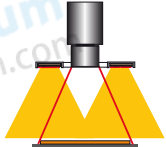

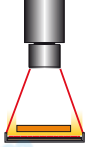
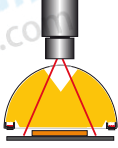
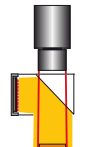
USEFUL INFORMATION

Color Wavelength

The durability of LEDs is on the upper area of the durability spectrum. The duration in which LED remains fully functional depends on the operating temperature and ambient temperature.

Vision Datum gives an extended guarantee on its LEDs. All housings, except some bar lights, are manufactured by high quality aluminum. Besides, the light intensity of all the lights can be regulated as well as flashed.



Illumination	Structure
Bright field illumination Light is aimed directly at an object, often creating distinct shadows. This type of light is effective when used on objects which requires high degrees of contrast, but will create specular reflections when used with shiny or reflective materials.	
Dark field illumination Light is projected at an angle to the surface, causing any variations to deflect light up into the camera, creating bright spots on a dark background or field. Nothing is seen by the vision system if there are no aberrations on the surface.	
Back illumination An even field of illumination is projected from behind an object, which is seen as a silhouette by the camera. Backlight is the most commonly used in taking measurements or determining part orientation.	
Diffuse illumination: (Dome/Tunnel) Reflected light, providing a non-directional, soft illumination free of harsh shadows, which is well suited for highly specular objects. This illumination effect is similar to the type of light found on an overcast day.	
Coaxial illumination: A variation of diffuse light in which light is aimed at an angled beam splitter that reflects the light down. The object is viewed from above through the beam splitter. This light type is particularly helpful on highly reflective objects or in situations where the area of inspection is obscured by shadows from its surroundings.	
Each light type has a specific purpose, but is also adaptable for a range of applications not immediately related to its function. For example, a spotlight, which provides bright field illumination, can be placed at an angle to create a dark field effect. For some applications, the best results are achieved by combining multiple light types.	

Shadowless Ring Illumination- Low Angle

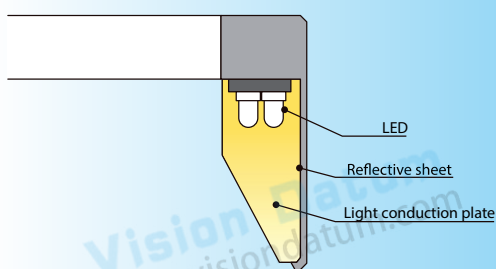
LWR Series (Standard with diffuser panel)

Low angle ring lights provide diffused lighting.

Features

- High density LED is distributed perpendicularly.
- Special material is used to diffuse light.
- Widespread use in inspection of object edge and scratches.

Cross-sectional View of an LWR-series Light



Applications

- Low angle uniform illumination and dark field lighting.
- Inspection of scratches on the workpiece.
- Plastic surface optical character recognition, capacitor character recognition.

Examples of Shadowless Low Angle Ring Light Images



Lights: LWR50W

Imaging of characters on capacitance



Lights: LWR100W

Imaging of interior of LED

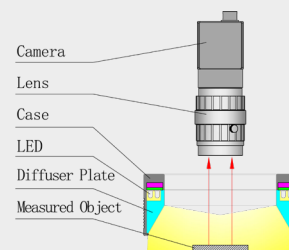


Lights: LWR180B

Imaging of rubber cushion

Illumination Structure

The object is illuminated from a low angle by uniform diffuse light through the light conduction plate.



Common Specifications

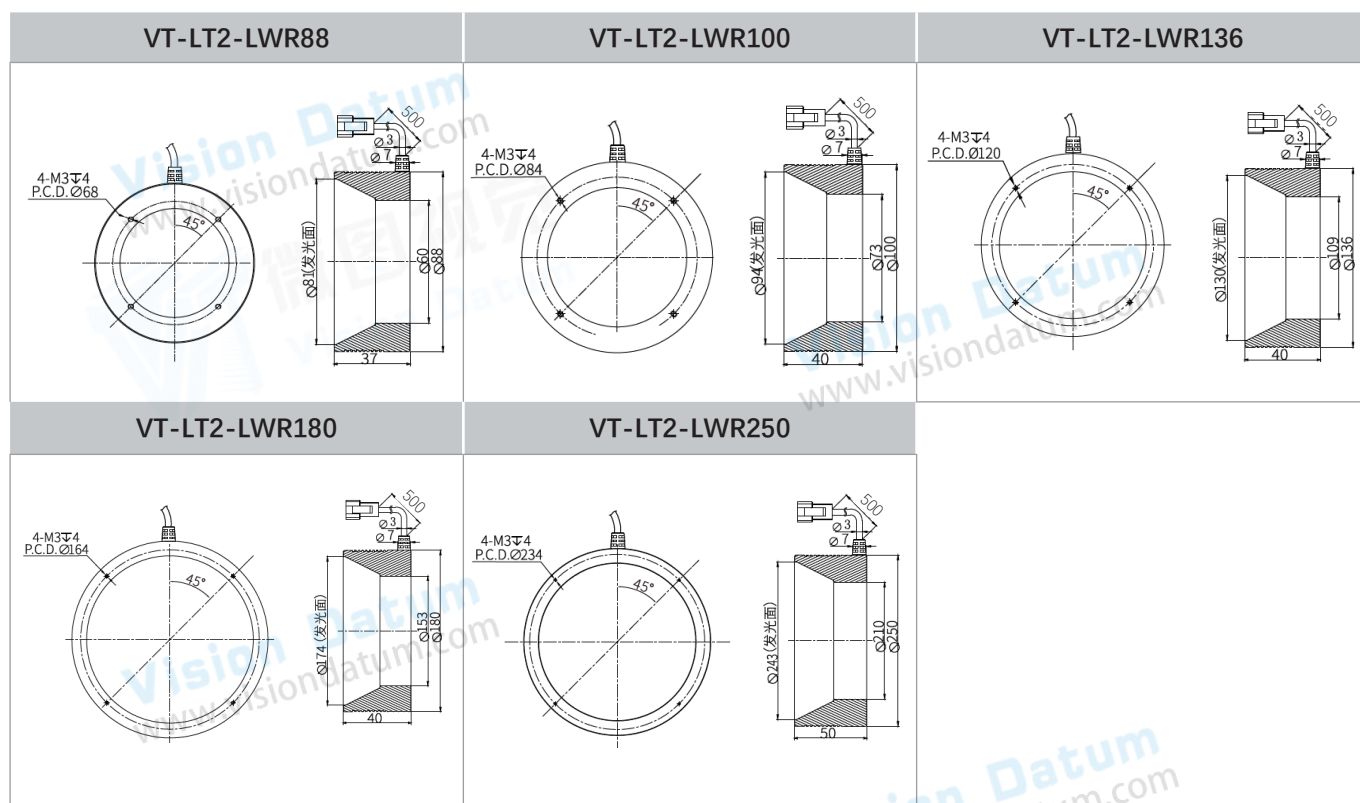
Input voltage	24 VDC
Connector	SMR-03V-B
Wavelength range	Red: 620-630nm; Blue: 460-475nm; Green: 520-530nm;
Color temperature (white)	6000-7500K
Operating environment (indoor)	Temperature: 0~40℃ Humidity: 20% to 85% RH (with no condensation)
Life time	White: 30,000hrs, Red: 60,000hrs (Depends on the operating environment, not a guarantee)
Case material	Aluminum alloy, Resin

Explanation of Model Code

VT-LT2-LWR	116	(W/B/R)
Series	Outer Diameter	Color

Model No.	Optical spec.	Electrical specifications (GREEN / NIR / UV Accept custom)			Dimensions		
		Supply Voltage (v)	Power cons. (w) ●	Power cons. (w) ● ○ ●	Outer diam. (mm)	Inner diam. (mm)	Height (mm)
VT-LT2-LWR88	Ø81	24	4.6	7.5	88	60	37
VT-LT2-LWR100	Ø94	24	4.9	7.8	100	73	40
VT-LT2-LWR136	Ø130	24	6.6	12.4	136	109	40
VT-LT2-LWR180	Ø174	24	9.5	13.8	180	153	40
VT-LT2-LWR250	Ø243	24	13.1	32.8	250	210	50

Dimension (mm)



Overview

Light Controller Collection



Model	Drive Mode	Input Voltage	Output Voltage	Power	Output Current	Channel	Output Port	Adapt to line light
Digital Controller								
VT-LT4-0506PWDC-2	Constant Current	88V-264V	5V	Total:6W/Single :3W Expandable: Total:12W/Single:6W	/	2	SMP-03V	
VT-LT4-2420PWDC-2	Constant Voltage	88V-264V	24V	Total:20W Single:20W	/	2	SMP-03V	
VT-LT4-2460PWDC-4	Constant Voltage	88V-264V	24V	Total:60W Single:25W	/	4	SMP-03V	
VT-LT4-24150PWDC-4	Constant Voltage	88V-264V	24V	Total:150W Single:70W	/	4	SMP-03V	
VT-LT3-24240PWDC-2	Constant Current	100V-120V(Ver.A) 200V-240V(Ver.B)	24V	240W	Total:10A Single:10A	2	19M-5	✓
VT-LT3-24500PWDC-2	Constant Voltage	100V-240V	24V	480W	Total:20A Single:light 9A, fan 1A	2	19M-2E	
VT-LT4-48300PWDC-1	Constant Current	90V-264V	48V	300W	0-6A	1	-	
Stroboscopic Controller (With Brightening Module)								
VT-LT3-PLU24120-4	Constant Voltage	100V-240V	48V	120W	10A(Instantaneous Value)	4	SMP-03V-BC	
VT-LT3-PLU24200-2	Constant Voltage	100V-240V	48V	200W	50A(Instantaneous Value)	2	12M-2	
VT-LT3-PLU24200-4	Constant Voltage	100V-240V	48V	200W	25A(Instantaneous Value)	4	SMP-03V-BC	
Line Source Stroboscopic Controller (With Brightening Module)								
VT-LT3-PLU481000LI-6	Constant Voltage	100V-240V	48V	1000W	Total:25A Single:25A	6	16M-2	✓
Line Source Controller								
VT-LT3-24300PWLIN-1	Constant Voltage	100V-240V	24V	≤ 300W	12.5A	1	AM20K4Z	✓
VT-LT3-48600PWLIN-2	Constant Current	100V-120V(Ver.A) 200V-240V(Ver.B)	48V	600W	Total:12A Single:6A	2	19M-6	✓
VT-LT3-48600PWLIN-1	Constant Current	100V-120V(Ver.A) 180V-240V(Ver.B)	48V	≤ 600W	Total:12A Single:6A	1	19M-6	✓
VT-LT3-48300PWLIN-2	Constant Current	100V-240V	48V	≤ 300W	Total:6A Single:6A	2	16M-6	✓
VT-LT3-48600PWLIN-2	Constant Current	180V-240V	48V	≤ 600W	Total:12A Single:6A	2	19M-6	✓
VT-LT3-48800PWLIN-1	Constant Current	100V-240V	48V	< 800W	14A	1	19M-6	✓
VT-LT3-48800PWLIN-2	Constant Current	100V-240V	48V	≤ 800W /Single ≤ 400W	14A	2	19M-6	✓
VT-LT3-481200PWLIN-1	Constant Current	100V-240V	48V	≤ 1200W	Total:24A Single:12A	1	19M-6	✓
Analog Controller								
VT-LT4-0506PWAC-2	Constant Current	88V-264V	5V	Total:6W Single:3W	/	2	SMP-03V	
VT-LT3-2460PWAC-4	Constant Voltage	100V-240V	24V	60W	Total:2.5A Single:2.5A	4	SMP-03V-BC	

Note: Default -Ver.B version voltage

2024

HOT PRODUCTS

Infrared Series Camera

- ◇ Near-Infrared(**NIR**) Industrial Cameras: 300-1100nm
- ◇ Short-Wave(**SWIR**) Industrial Cameras: 400-1800nm
- ◇ Cooled Mid-Wave Infrared(**MWIR**) Cameras: 1500-5200nm
- ◇ Long-Wave Infrared(**LWIR**) Industrial Cameras: 8000-14000nm



NIR



SWIR



MWIR



LWIR

High-Speed Camera

- ◇ 10GigE, SDI
- ◇ 1000 ~ 1000000 FPS



iSpeedy SE Series •



• iSpeedy Series

Vision And More Available

让工业更智能，让视觉更简单！



SWIR Camera
Industrial Camera



Macro Lens
Industrial Lens



Microscope



System Solution
No-programming Software



ADD: No 8, Xiyuan 9th Road Hangzhou 310030 China
TEL: 86-571-86888309
Email: market@visiondatum.com
Web: www.visiondatum.com



[Official Website](http://www.visiondatum.com)



[Online Store](http://www.visiondatum.com)

Ver.24.05